

LOLHS

DE

**PARENT
NIGHT
2025**



Step-by-Step Guide for Dual Enrollment



Step 1: Student Applies to PHSC

Slides 2-4



Step 2: Student Identifies Potential Courses to Take

Slides 5-12



Step 3: Student Completes Online Dynamic Form

Slides 13-20




Step 4: Parent/Guardian Signs Terms and Conditions

Slides 21-25



Step 5: HS Counselor Processes Online Request Form

Slides 26-27



Step 6: PHSC Academic Advisor Approves/Denies Courses

Slides 28-29



Step 7: Student Completes Orientation and Online Readiness Courses

Slides 30-32



Step 8: Student Registers for Approved Courses

Slides 33-34

STEP 01

**Student
Applies to
PHSC**

Requirements for Taking Dual Enrollment Classes at PHSC and via USF (BSC2010/2011 only):

- **GPA:**
 - **PHSC: Must have and maintain a minimum unweighted 3.000 GPA.**
 - **USF (BSC2010 and BSC2011): Must have and maintain a minimum unweighted 3.500 GPA and PERT math of 114 or higher**
- **TEST: PHSC scores in black, USF scores in green**

- **Must have the following PERT, SAT, ACT, or CLT test scores (USF):**

PERT

Reading – 106

Writing – 103

Math – 114*

(123 for College Algebra and beyond)

SAT

Reading – 490 or 24 **560**

Writing – 490 or 25

Math – 480 or 24* **530**

(26 for College Algebra and beyond)

ACT

Reading – 19 **21**

English – 17

Math – 19* **21**

(21 for College Algebra and beyond)

CLT

Verbal Reasoning + Grammar – 38 **38**

Math – 16

*Students are restricted to 12 total credit hours and are unable to take USF Math or Science courses without having the minimum math score.

Applying to PHSC as a Dual Enrollment Student:

- **Complete the online application.**
 - **New** dual enrollment students must complete the online application.
 - **Previous** dual enrollment students who were not enrolled in the last 12 months must complete an online application.
 - Application: <https://apply.phsc.edu/apply/>
 - Make sure that you write down the information that you use to apply as you will need that later on to access your account.
 - **Make sure to apply as a Dual Enrollment student and NOT a regular PHSC student**
- **Take the PERT (Postsecondary Education Readiness Test) at PHSC, or submit approved SAT/ACT/CLT/Accuplacer scores.**
 - For testing hours/locations:
<https://testing.phsc.edu/exam/common/pert>
 - After taking the test, bring/email qualifying scores to HS counselor.

Applying to USF (BSC 2010/2011 Only) as a Dual Enrollment Student:

- **Complete the online application for USF.**
 - Dual enrollment students enrolling in BSC2010 for Fall 2026 must complete the USF online application **before May 29th** at [“Non-Degree” Dual Enrollment Application](#) for Fall Start (August)
 - **Submit immunizations to USF's Student Health services**
 - Here are the steps: <https://www.usf.edu/early-university-programs/dual-enrollment/admission-process.aspx>
 - Make sure that you write down the information that you use to apply as you will need that to access your USF student account.
- **Take the PERT (Postsecondary Education Readiness Test) at PHSC or submit approved SAT/ACT/CLT scores. BSC2010 and 2011 requires 3.5 GPA and PERT math score of 114 or higher**
 - For testing hours/locations: <https://testing.phsc.edu/exam/common/PERT>
 - After taking the PERT, bring/email scores directly to HS counselor.

STEP 02

**Student
Identifies
Potential
Courses**

Important reminders when planning for the courses you want to take:

- **Fall/Spring Terms**

- For **11th & 12th grade students**, 16 credit hours is the maximum number of hours that can be accessed through DE during the **Fall** and **Spring** terms.
- **10th grade students** can only access 7 credit hours on the PHSC campus or online, the rest must be taken at the High School or online through Pasco eSchool. Must be approved for more than 7 credits.
- **9th grade students** can only take 3 credit hours per semester. They cannot take any courses at PHSC, only on the High School campus OR online through PHSC.

- **Summer Term**

- Current **11th grade (rising 12th grade)** students may enroll in no more than 8 credit hours (online or face-to-face).
- Current **10th grade (rising 11th grade)** students may enroll in no more than 7 credit hours (online or face-to-face).
- Current **9th grade (rising 10th grade)** students may enroll in 3 credit hours online.

DE Classes Offered at LOLHS:

PHSC Course #	Course Title
ENC 1101	English Composition I
ENC 1102	English Composition II
AMH 2010	US History to 1877
AMH 2020	US History from 1877
BSC 2010	Cellular Processes+Lab (4cr)
BSC 2011	Biodiversity+Lab (4cr)
MAC 1105	College Algebra
MAC 1114	Plane Trigonometry
SLS 1501	College Study Skills

**Fall and
Spring
Only**

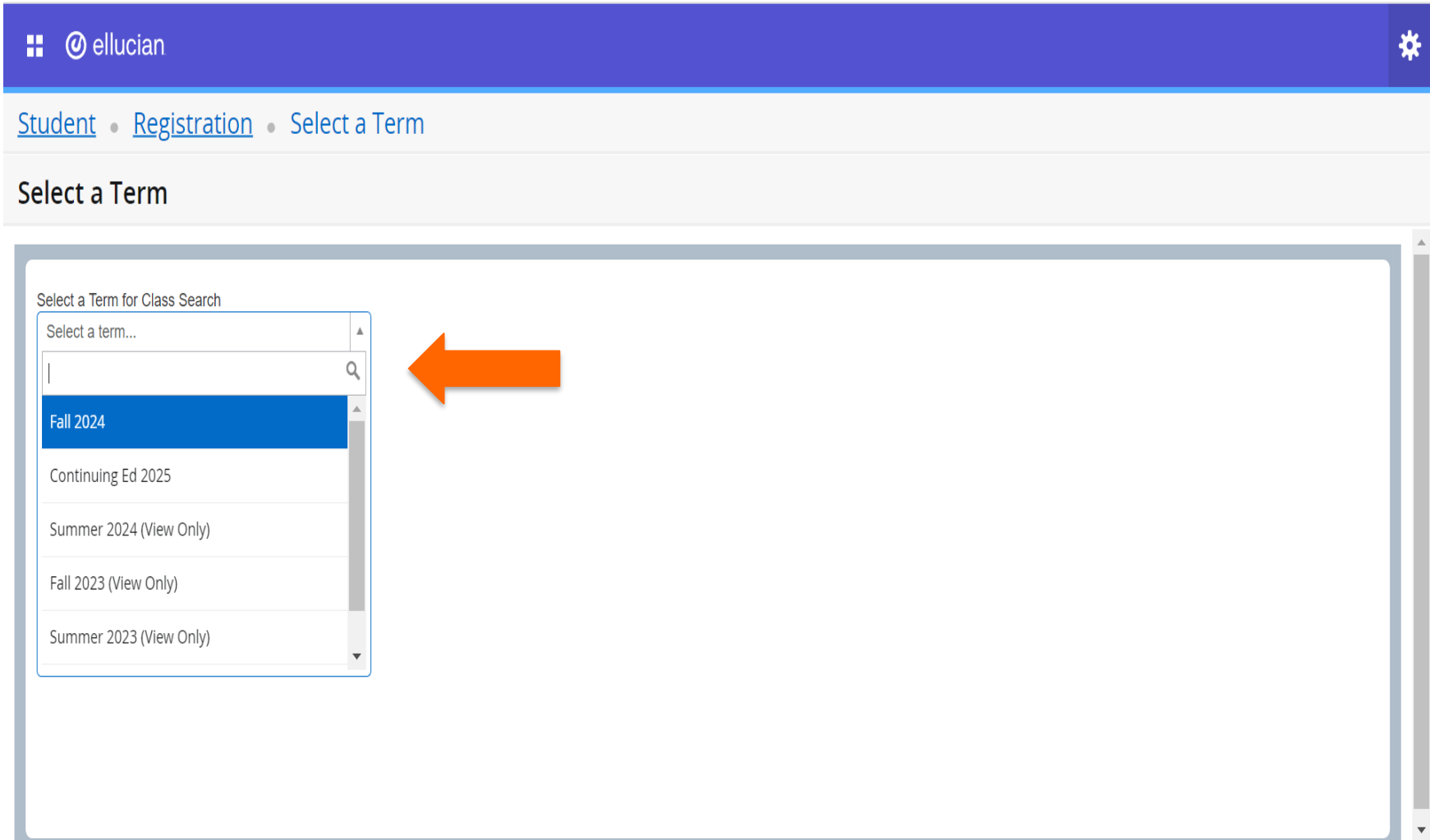
IMPORTANT! If the course is offered at LOLHS or is offered online through Pasco eSchool, the student MUST take the course at LOLHS or through Pasco eSchool (not online or PHSC campus).

DE Classes Offered Online through Pasco eSchool (Subject to change):

PHSC Course #	Course Title
SPC 2608	Introduction to Public Speaking
CGS 1100	MicroComputer Applications
GEB 1011	Introduction to Business
GEB 2122	Introduction to Business and Entrepreneurship
SPN 1120	Beginning Spanish 1
SPN 1121	Beginning Spanish 2
HUM 1020	Intro to Humanities

IMPORTANT! If the course is offered at LOLHS or online through Pasco eSchool, the student MUST take the course at LOLHS or through Pasco eSchool (not online or PHSC campus).

To search for classes at PHSC, go to advising.phsc.edu → Services → Registration and follow steps.



The screenshot shows the ellucian web application interface. At the top, there is a blue header with the ellucian logo and a settings gear icon. Below the header, a breadcrumb trail reads "Student • Registration • Select a Term". The main content area is titled "Select a Term". A dropdown menu is open, showing the following options: "Select a term...", "Fall 2024" (highlighted in blue), "Continuing Ed 2025", "Summer 2024 (View Only)", "Fall 2023 (View Only)", and "Summer 2023 (View Only)". A large orange arrow points to the "Fall 2024" option.

To see class availability, select the subject area, course number, and/or campus to filter out course options.



Browse Classes

Enter Your Search Criteria

Term: Fall 2024

Subject



Course Number

Keyword

Campus

Part Of Term

Search

Clear

▶ [Advanced Search](#)

Check the availability, time, and day for classes you are interested in taking. Once you find one, click on the class name.

ellucian

Student • Registration • Select a Term • Browse Classes

Browse Classes

Search Results — 31 Classes
Term: Fall 2024 Subject: AMH American History Search Again

History of the Unite...	AMH A...	2010	3	10...	Wolters, Eric (...)	S M T W T F S	12:30 PM - 01:4...	Ne...	2 of 30 se...	On Ca...	General Education Gordon Rule Postsecondary Vocational
History of the Unite...	AMH A...	2010	3	10...	Stock, Melissa ...	S M T W T F S	01:00 PM - 03:3...	Br...	1 of 30 se...	On Ca...	Advanced & Professional General Education Gordon Rule
History of the Unite...	AMH A...	<input type="text" value="10010"/>		10...	Wolters, Eric (...)	S M T W T F S	09:30 AM - 10:4...	Ne...	FULL:...	On Ca...	Gordon Rule Advanced & Professional General Education
											Advanced & Professional

Find the PHSC course # and name.

- Make note of how the course will be taken: virtually, PHSC campus, or at the high school campus.
- Ensure that you meet any prerequisites needed to take the course.

The screenshot displays the ellucian registration interface. On the left, the 'Registration' tab is active, showing search results for 'AMH American History' in 'Fall 2024'. Two orange arrows point to the 'Registration' tab and the first search result. The main window shows 'Class Details for History of the United States I AMH American History 2010 0' for Term 202501 and CRN 10003. The 'Course Description' section provides a detailed overview of the course content and requirements.

Title	Course	CRN	Hours
History of the Unite...	AMH A...	2010	3
History of the Unite...	AMH A...	2010	3

Class Details for History of the United States I AMH American History 2010 0
Term: 202501 | CRN: 10003

Class Details

Course Description
In this course, students will examine United States History from before European Contact to 1877. Topics will include, but are not limited to, Indigenous Peoples, the European Background, the Colonial Period, the American Revolution, the Articles of Confederation, the Constitution, issues within the new republic, Sectionalism, Manifest Destiny, Slavery, the American Civil War, and Reconstruction. This course satisfies the Gordon Rule writing requirement. A grade of "C" or higher must be attained. 45 class hours.

Syllabus

Attributes

Restrictions

Instructor/Meeting Times

Enrollment/Waitlist

Corequisites

Prerequisites

Cross Listed Courses

Fees

Catalog

Section information text:
Meets on campus on the day(s) and time(s) listed in the schedule.



Dual Enrollment Course Request Planning Worksheet

Complete the form below to select your DE courses and alternates. When completing the form put all options you are interested in/eligible for below. For each course listed indicate all instructional formats (online and/or face to face) with which you are comfortable, as to increase the amount of options available during registration. Completion of the PHSC online readiness course is required prior to enrolling in any online dual enrollment courses.

District Student ID Number 000000 Current Grade 11 High School LOLHS

Last Name Smith First Name Jane

COURSE #	COURSE TITLE	HIGH SCHOOL CAMPUS (Select this option for Pasco eSchool courses as well)	ONLINE AT PHSC	ON CAMPUS AT PHSC	ONLINE OR ON CAMPUS AT PHSC
ENC 1101	English comp 1	X			
AMH 2010	US Hist to 1877	X			
MAC 1105	College Algebra				X
*PHI 1630	Applied Ethics				X
*ANT 2000	Intro to Anthropology				X
*SYG 2000	Intro to Sociology				X
*ARH 1000	Art Appreciation				X
*BSC 2010	Biology I				X
*BSC 2010L	Biology I Lab				X
*MET 2010	Intro to Meteorology				X

*Include alternative choices for courses that you plan to take through PHSC (online or in person) in case top choices fill up by the registration date.

Recommended: fill out a course request planning worksheet to review with school counselor.

- This form can be used to help students fill out the dual enrollment online request form (a.k.a. Dynamic Form).
- Students should include alternate choices for courses at PHSC because many classes become full by the registration date.

STEP 03

**Student
Completes
Dynamic Form**

Getting to the Online Dynamic Form:

- **The myPHSC username and default password are needed to log in to the Dynamic Form (a.k.a. Dual Enrollment Online Request Form). If a student has never changed their password to their myPHSC account, the student must:**
 - Log into your [Bobcat Portal](#) to obtain myPHSC username and default password.
 - Student can change the default password using the Self Service Password Reset System (<https://passwordreset.microsoftonline.com/>)
- **Go to the following website to get to the Dynamic Form:**
 - <https://accelerated.phsc.edu/dual-enrollment/public-charter>
 - Click on the link for the “Dual Enrollment Online Request Form” and login with your myPHSC login information.

Accelerated Learning

Search Accelerated Learning

Search PHSC Sites



Dual Enrollment

Early College

University Transfer

Resources

Home > Dual Enrollment

Public and Charter School

Dates for Registration

Home School

Online Orientation

Online Readiness Course

Private School

Dual Enrollment for Public or Charter Schools

High school students who attend a public or charter school can register through the dual enrollment online registration form.

Eligibility Requirements

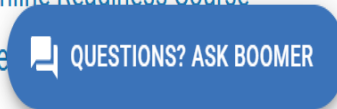
- Current student within Hernando or Pasco County School Districts
- Students must be classified as 6th-12th grade.
- 3.0 unweighted high school GPA for college credit courses

Links on this page

- 🔗 [Apply to PHSC](#)
- 🔗 [Dual Enrollment Online Request Form - Summer 2025](#)

Related pages

- 🔗 [Online Orientation](#)
- 🔗 [Online Readiness Course](#)
- 🔗 [Teaching Assistant](#)



Enter your myPHSC Login ID and Password

Login ID

Password

Sign In

How to Login

1. Access [WISE](#) for your myPHSC login ID.
2. In the login box to the left, enter your myPHSC Login ID.
Login ID = PHSC Mail address before @
ABC1234@student.phsc.edu
Login ID = ABC1234
3. Your default password can be found on the WISE Home page under your myPHSC Login ID.
4. Change your default password by following these step-by-step [instructions](#).

Information regarding scholarship awards and the dual enrollment online request will be sent via PHSC Mail. It is the responsibility of students to check their PHSC Mail accounts regularly.

Please contact the myPHSC Help Desk at 727-816-3311 (Monday-Friday 8:00 a.m. - 4:30 p.m.), the Information Center at 727-847-2727 (Monday-Thursday 8:00 a.m.- 7:30 p.m. and Friday 8:00 a.m. - 4:30 p.m.) or send an email to the Student Help Desk at helpdesk@phsc.edu with your name and myPHSC login ID for assistance.

For more information regarding PHSC Mail, [click here](#).

Tips for filling out the Online Dynamic Form:

- **Make sure to put a parent email that is correct and accessible. (Information will be sent to the parent via this email.)**
- **When you enter your classes, add as many courses as possible to increase your chances of getting a class. (Some classes at PHSC may fill up before it is your turn to register. It's recommended to have backup options!)**
- **Put “High School Campus” for the courses offered at LOLHS and “Pasco eSchool” for those offered through Pasco eSchool.**
- **If you are taking a DE course NOT offered at LOLHS or Pasco eSchool, choose “PHSC on campus or online” to increase the number of sections available to you when it is time for registration.**
- **IMPORTANT! Make sure you hit next all the way to the end (the signature page).**

This needs to be the same parent email that is linked to the parent account.



Form Participants

Parent

First Name

Last Name

Email

High School Counselor

Please select

Contact information is in the format **Description: Last Name, First Name**

PHSC

Please select

Contact information is in the format **Description: Last Name, First Name**

Continue

TO BE COMPLETED BY STUDENTS, SCHOOL COUNSELOR AND PHSC ADVISOR PER THE PLANNING WORKSHEET

STUDENTS - SELECT YOUR COURSES FROM THE LIST - YOU SHOULD ADD UP TO 14 AVAILABLE COURSES
PARENTS - PLEASE REVIEW THE COURSES YOUR STUDENT HAS SELECTED

I request dual enrollment in the following college-level courses that meet graduation requirements: (Max 16 credits per semester, max 7 credits in summer terms)

Please note: Please select course number from the course # list.

Last Name: First Name: PHSC Student ID Number

Please Select the Term

***Acknowledgement Statement: You are highly encouraged to select up to 14 courses on this form. If a course is full when you are registering, and no other courses have been approved, you will need to complete a new form with additional courses.**

For Campus - By choosing On Campus or Online, you will be able to register for either Online or On Campus course sections.

PHSC Course #	Campus	Counselor Decision	PHSC Advisor Decision	PHSC Advisor Decision Reason
ENC1102 -English Co	High School Campus	Approve	Approved	
AMH2020 -History of	High School Campus	Approve	Approved	
MAC1147 -Precalculu	PHSC - On Campus or Online	Approve	Approved	
MTG2206 -College G	PHSC - On Campus or Online	Approve	Approved	
CHM2046 -General C	PHSC - On Campus or Online	Approve	Approved	
CHM2046L -General	PHSC - On Campus or Online	Approve	Approved	
BSC2010 -Biology I	PHSC - On Campus or Online	Approve	Approved	
BSC2010L -Biology I	PHSC - On Campus or Online	Approve	Approved	
CHM1020 -Chemistry	PHSC - On Campus or Online	Approve	Approved	
ECO2013 -Principles	PHSC - On Campus or Online	Approve	Approved	
STA2023 -Introductio	PHSC - On Campus or Online	Approve	Approved	
PHI1630 -Applied Eth	PHSC - On Campus or Online	Approve	Approved	
HUM1020 -Introductio	PHSC - On Campus or Online	Approve	Approved	
ECO2023 -Principles	PHSC - On Campus or Online	Approve	Approved	

If the course is offered at LOLHS, you must select "High School Campus". If it is offered through Pasco eSchool, you must select "Pasco eSchool." Include backup options for the courses you plan to take through PHSC.

I certify that the courses listed above meet high school graduation requirements.

Student must sign electronically for the Online Request Form to be processed.

Electronic Signature

Please read the [Disclosure / Consent](#) before you sign your form electronically.

Typing your name exactly as it appears below signifies you are completing this form using an electronic signature. By signing electronically, you are certifying that you have read and understand the Disclosure/Consent and agree to electronically sign. You also agree to receive required disclosures or other communications related to this transaction electronically.

To continue with the electronic signature process, please enter your name and click the "Sign Electronically" button to save your information and submit your electronic signature.

First Name

Last Name

Previous

Sign Electronically

If you opt-out of the electronic signature process, the student's Online Dual Enrollment Request form will not be processed.

[Opt out and print](#)

STEP 04

**Parent/Guardian
Signs Terms and
Conditions**

Creating a parent account:

- A parent/guardian will need to make an account using the specific email address that the student entered on the Online Request Form.
- Once the parent receives the email, they will need to sign in with the account they made and fill out the form.
- **IMPORTANT! If email confirmation is not received, check spam for an email from ngwebsolutions.**

Summer 2019 DE Request Form - Signature Request



forms (forms@phsc.edu)

Sun, Mar 3, 2019 11:19 am

To: you [Details](#) ▾

You are receiving this e-mail because Jan Scott needs your help in completing the Summer 2019 DE Request Form. Please click the link below to complete your section of the form.

You will be asked to electronically sign the form.

If you already have a Dynamic Forms account, please log directly in by entering your Username and Password. Otherwise, please create an account by clicking on the **Create New Account** link.

You can use the [Forgot your username](#) and [Forgot your password](#) links if you are unsure about your Dynamic Forms credentials.

[Dynamic Forms](#)



Log In

User Name

Password

Log In

[Create New Account](#) [Forgot User Name?](#) [Forgot Your Password?](#)

The parent/guardian will need to create a new account during the first time completing the online form process.

Parent/guardian must sign electronically for the student's Online Request Form to be processed and sent to the high school counselor.

Electronic Signature

Please read the [Disclosure / Consent](#) before you sign your form electronically.

Typing your name exactly as it appears below signifies you are completing this form using an electronic signature. By signing electronically, you are certifying that you have read and understand the Disclosure/Consent and agree to electronically sign. You also agree to receive required disclosures or other communications related to this transaction electronically.

To continue with the electronic signature process, please enter your name and click the "Sign Electronically" button to save your information and submit your electronic signature.

First Name

Last Name

Previous

Sign Electronically

If you opt-out of the electronic signature process, the student's Online Dual Enrollment Request form will not be processed.
[Opt out and print](#)

STEP 05

**HS Counselor
Processes Online
Request Form**

HS counselor processes the student's Online Request Form.

- **If the parent form goes through correctly, it will get sent to the school counselors to fill out their part and submit supporting documentation.**
- **Once the counselor approves the form, it will be sent to PHSC for approval by the academic advisor.**

STEP 06

**PHSC Advisor
Approves or
Denies Courses**

PHSC academic advisor approves or denies courses.

- Students will receive an email notification from a PHSC academic advisor of approved/denied courses by the deadline established by the school district.
- This notification will be sent to the student's PHSC email only.
- Students can access their student email account after logging in to myPHSCportal (<https://phsc.edu/myphsc>).

TO BE COMPLETED BY STUDENTS, SCHOOL COUNSELOR AND PHSC ADVISOR PER THE PLANNING WORKSHEET

STUDENTS - SELECT YOUR COURSES FROM THE LIST - YOU SHOULD ADD UP TO 14 AVAILABLE COURSES
PARENTS - PLEASE REVIEW THE COURSES YOUR STUDENT HAS SELECTED

I request dual enrollment in the following college-level courses that meet graduation requirements: (Max 16 credits per semester, max 7 credits in summer terms)

Please note: Please select course number from the course # list.

Last Name: [Redacted] First Name: [Redacted] PHSC Student ID Number [Redacted]

Please Select the Term [Spring 2021]

***Acknowledgement Statement: You are highly encouraged to select up to 14 courses on this form. If a course is full when you are registering, and no other courses have been approved, you will need to complete a new form with additional courses.**

For Campus - By choosing On Campus or Online, you will be able to register for either Online or On Campus course sections.

PHSC Course #	Campus	Counselor Decision	PHSC Advisor Decision	PHSC Advisor Decision Reason
POS2041 -American History	PHSC - On Campus or Online	Approve	Approved	
STA2023 -Introduction to Statistics	PHSC - On Campus or Online	Approve	Approved	
SPC2608 -Introduction to Speech	PHSC - On Campus or Online	Approve	Approved	
DEP2002 -Child Psychology	PHSC - On Campus or Online	Approve	Approved	
BSC1085 -Human Anatomy	PHSC - On Campus or Online	Approve	Denied	BSC1085 must be taken with its co-requisite BSC1085L.
-- Please Select --				
-- Please Select --				
-- Please Select --				

If a course is denied by school counselor or PHSC Advisor, you can fill out a new form with a new course or to correct the error. You do not need to re-list the courses that were already approved in the first dynamic form.

I certify that the courses listed above meet high school graduation requirements.

STEP 07

**Student
Completes
DE Online
Orientation**

Completing the DE Orientation:

- **All PHSC dual enrollment students must successfully complete the Dual Enrollment Orientation prior to registering for classes.**
 - Students who have not completed this orientation will have a hold on their accounts and will not be able to register until the course has been completed.
 - All new and continuing PHSC dual enrollment students who have completed the Dual Enrollment application are automatically enrolled in the Dual Enrollment New Student Orientation course.
 - Students only need to complete this course ONCE. (It will meet the requirement for all future semesters.)
- **The DE Orientation can be found via the myPHSC portal in the Canvas learning platform.**
 - Accept the invitation (in Canvas) to join the Dual Enrollment Online Orientation.
 - If you do not see the invitation to accept at the top of the Canvas page, the Dual Enrollment Online Orientation can be found under the “Courses” tab.

Completing the PHSC Online Readiness Course:

- **Any student who wants to register for a DE class must complete the PHSC Online Readiness Course.**
 - The Online Readiness Course can be taken after the student completes the Dual Enrollment Online Orientation.
 - The course can be found in the “Courses” tab in Canvas.
 - Students only need to complete this course ONCE. (It will meet the requirement for all future semesters.)
- **On average, students are able to complete the Online Readiness Course in 2 hours.**
 - The course requires students to work through five modules and obtain a score of 80% or higher on the final assessment.
 - Students do not need to complete the course in one sitting and retests are allowed on the assessment.

**STEP
08**

**Student
Registers for
Approved
Courses**

Registering for Classes

- **Students can access the Bobcat online registration system via my.phsc.edu.**
- **Students need to register for the DE classes that they are taking on the PHSC campus, online with PHSC, and online through Pasco eSchool. Students DO NOT need to register for DE classes on the high school campus.** (District takes care of registering students for the DE courses that they take on the high school campus.)
- **Dual Enrollment Registration Dates:**
 - Check PHSC's website for registration dates and times
 - <https://accelerated.phsc.edu/dual-enrollment/dates>
- **Students can only register for classes that they included on their Dynamic Form – completing the Dynamic form is NOT the same as registering.** You **MUST** register for classes taken via Pasco eSchool, PHSC on campus, or PHSC online.
- **View the [Pasco County Dual Enrollment page](#) and click “Planning Resources” for additional information and tutorials regarding DE registration.**

Frequently Asked Questions

- **Do I get my 504 or IEP accommodations in my Dual Enrollment courses?**

Students with 504 and IEP accommodations can get their accommodations in DE courses **at PHSC or online with PHSC** if they are approved by PHSC's Student Accessibility Services department.

For PHSC courses at the college or online, it is the student's responsibility to submit their 504 or IEP accommodations to PHSC for approval.

For PHSC courses with **Pasco eSchool or on the HS campus**, 504/IEP accommodations are provided

For more information about how to request accessibility accommodations through PHSC:

<https://accessibility-services.phsc.edu/start>

- **What should I do if I have technical difficulties with my PHSC account, application, or dynamic form?**

For assistance with technical difficulties, call the PHSC Help desk at 727-816-3311 or send an email (helpdesk@phsc.edu). Since the account, application and dynamic form are through PHSC, high school counselors do not have access to address technical difficulties.

- **Do I have to pay for anything?**

No. Dual Enrollment is free for high school students, including textbooks. If you are taking a class off campus at PHSC or online via PHSC, go to the Pasco County School DE website and click on the "Textbooks" tab for information about how to pick-up/drop-off your textbooks:

<https://www.pasco.k12.fl.us/oll/page/dual-enrollment>

Frequently Asked Questions

- **Am I able to drop a DE course?**

Students can drop a DE course without penalty during the first week of classes. After the drop window, students can withdraw from the course up until the deadline date listed for the term. (The deadline to withdraw from a course is posted on the college's academic calendar each term.) Students are responsible for understanding the important dates/deadlines and schedule on the college's academic calendar.

- **What happens if I miss the window to drop or withdraw from a course?**

Students have up to one year after a course takes place to apply for a late drop/withdrawal.

Late Drop: Shows on a student transcript as a “LD”, indicating that the student was dropped due to extenuating circumstances (e.g., medical, death in family, etc.) that prevented the student from completing the course.

Late Withdrawal: Occurs when a student missed the window to withdraw from the course. To be considered for a late withdrawal, there must be an extenuating circumstance that is communicated to the PHSC advisor, and students must submit a personal statement and supporting documents to the college.

- **What happens if I fail my DE course?**

Students are permitted one attempt per DE course; thus, grade forgiveness is not available for DE courses. (A withdrawal counts as an attempt at a course.)

Students must maintain an **unweighted High School GPA of 3.0000** and **unweighted PHSC GPA of 2.0000** in order to continue taking DE courses.

GRADES FOR DE COURSES GO ON YOUR COLLEGE TRANSCRIPT AND HIGH SCHOOL TRANSCRIPT

Frequently Asked Questions

- **Who do I contact if I have questions?**

Since Dual Enrollment courses are offered via multiple platforms, we want to make sure you know who to contact with any issues or concerns. For General DE questions, contact your child's grade level HS counselor. For PHSC-specific DE questions, reach out to the academic advisor who oversees LOLHS (**Elisha Behan, behane@phsc.edu**). For USF-specific DE questions, reach out to dualenrollment@usf.edu.

- **Where can I find information on the DE programs offered by Pasco County Schools?**

Land O' Lakes High School, in conjunction with Pasco County Schools, Pasco Hernando State College, and the University of South Florida provides students with a plethora of opportunities to take advanced-level coursework while they are in high school. For general information about the different DE programs that are offered, visit <https://pasco.k12.fl.us/iasc/page/dual-enrollment>.

For more specific information regarding PHSC or USF's DE programs, visit their respective DE pages at <https://accelerated.phsc.edu/dual-enrollment> for PHSC and <https://www.usf.edu/early-university-programs/dual-enrollment/> for USF.

USEFUL RESOURCES

- **Dual Enrollment FAQs:**
<https://accelerated.phsc.edu/dual-enrollment>
- **PHSC Academic Success Center (FREE Tutoring):**
<https://academic-success.phsc.edu/>
- **PHSC Student Success Resources (Academic Advising):**
<https://advising.phsc.edu/resources/success>
- **PERT Study Guide:**
www.fldoe.org/core/fileparse.php/5592/urlt/0078248-pert-studentstudyguide.pdf
- **PERT Review Booklet for Mathematics:**
<https://valenciacollege.edu/students/assessments/documents/PERTmathbookletUPDATE.pdf>
- **College Success Practice Tests:**
<https://college.measuredsuccess.com/mscollege/practiceTest2/>
- **St. Pete College Free Online Prep Class:**
<https://mycoursesupport.spcollege.edu/free-online-courses-prepare-you-for-college.print>